

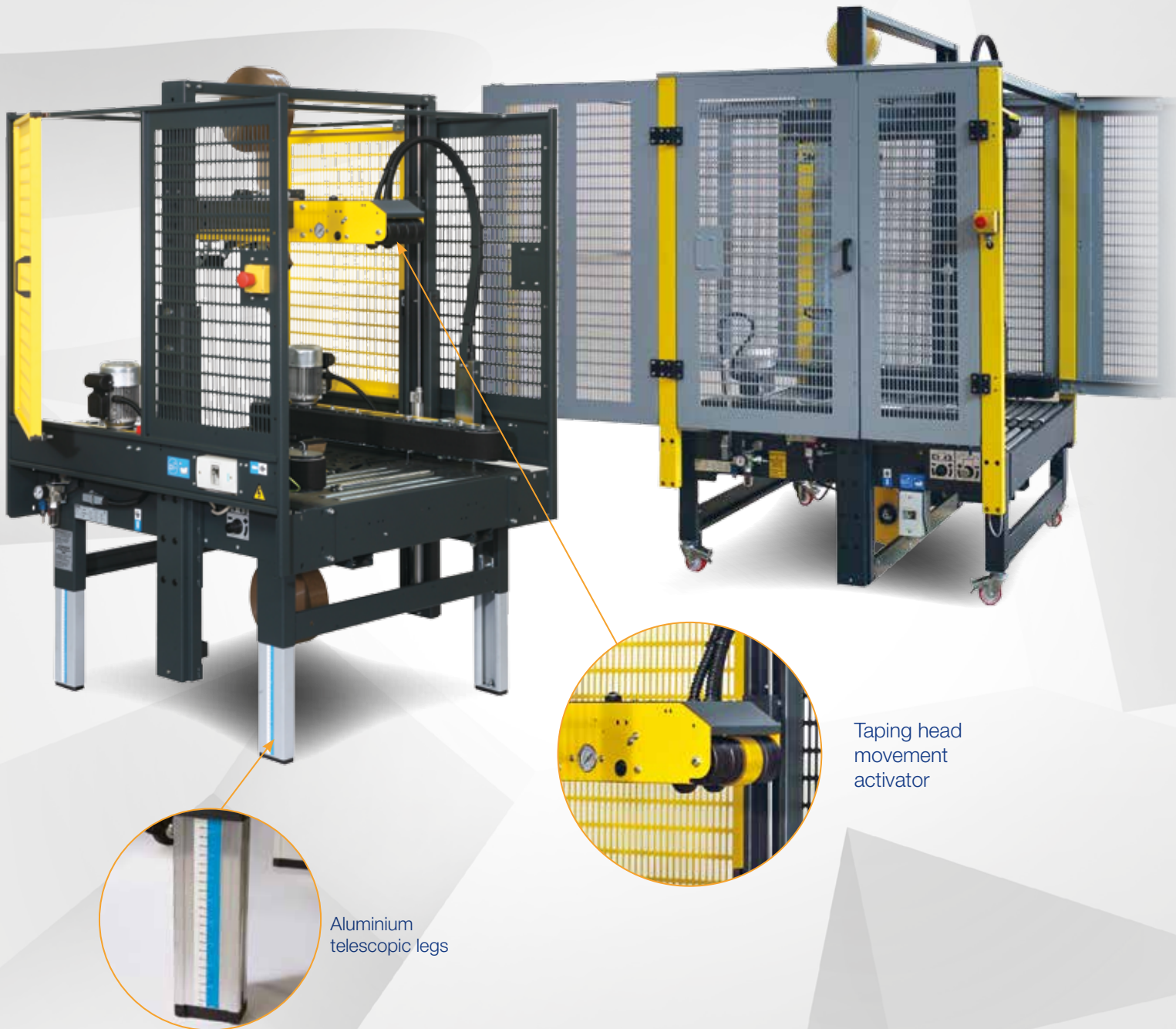
# SIAT

MAILLIS

Carton Sealing Machines

## XL46/XL461

## SM48/SM481



Taping head movement activator

Aluminium telescopic legs

CE

for more details:



XL46



SM48/481

# XL46/XL461

XL46 and XL461 are semi-automatic sealing machines with random adjustment.

It means that these machines are able to adjust themselves on the different box dimensions.

The machines are designed to apply automatically a "C" strip of adhesive tape of the top and bottom of boxes.

Machines adjustments and use are intuitive, simple and fast.

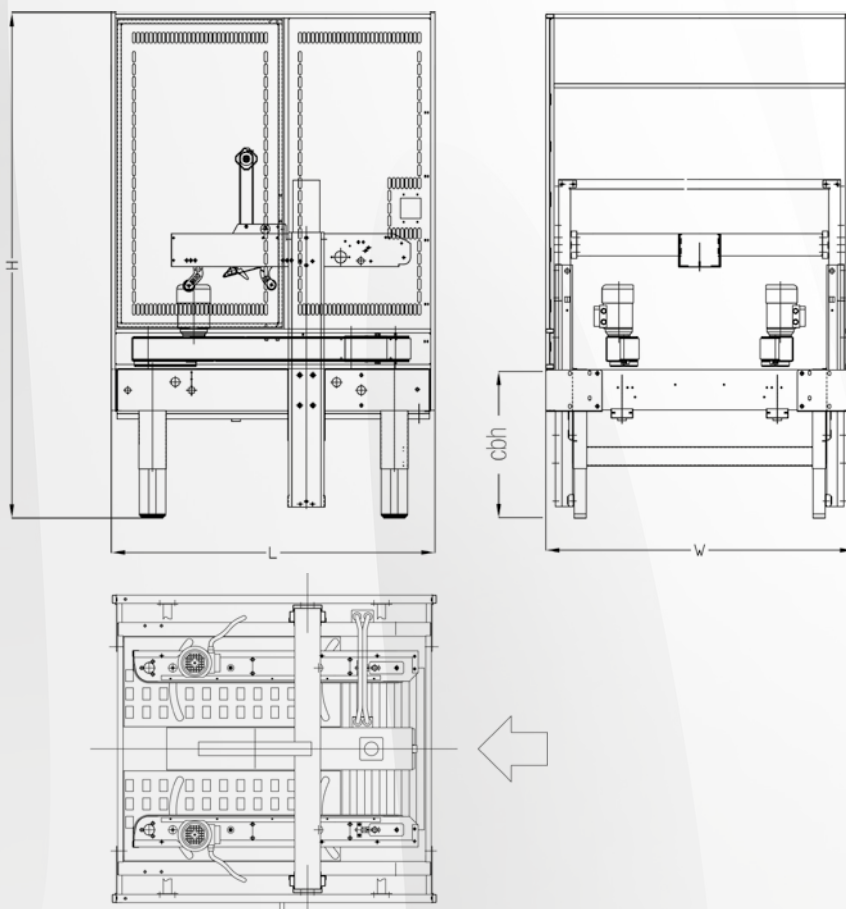
On the XL46 version the rest position of the top taping unit is DOWN: the feeding of boxes is performed manually by an operator.

On the XL461 version the rest position of the top taping unit is UP: thanks to some particular devices the feeding of boxes is performed automatically.



## Key Features

- Automatic adjustment on different box sizes
- Side lower drive belts (2 x 75 mm width each)
- Drive belts speed 20 m/min.
- 2 x Motors kW 0,13 each
- 2 x K12R taping unit - 75 mm width
- Extruded aluminium telescopic legs with millimetric guide
- Locked stop emergency button
- On/Off magneto-thermic switch
- Adjustable descending height stopper of the top taping unit to increase speed rate
- Top head pneumatic pressure regulators
- Safety protections with switches to disconnect electric & pneumatic circuits if opened
- Adjustable working height 445 - 705 mm





# SM48/SM481

SM48 and SM481 are automatic sealing machines with random adjustment.

It means that these machines are able to adjust themselves on the different box dimensions.

Thanks to the top and bottom drive belts and the K12R taping unit, they allow the perfect sealing of the box.

Machines adjustments and use are intuitive, simple and fast.

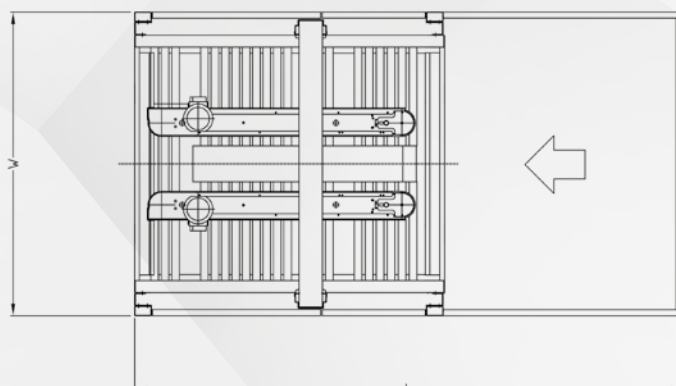
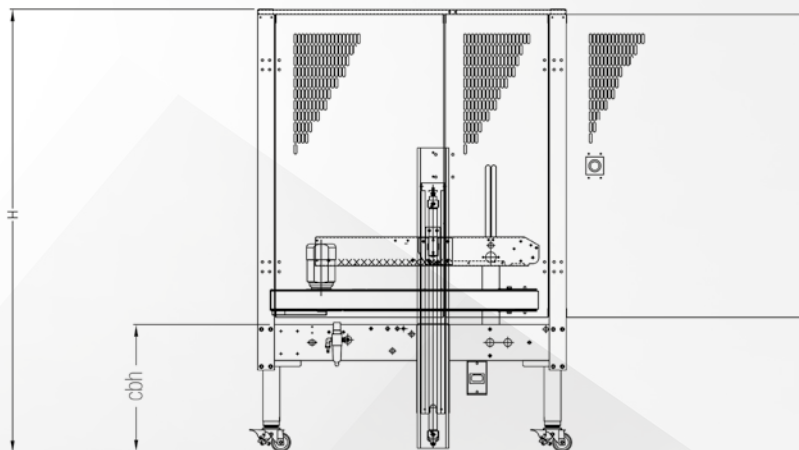
On the SM48 version the rest position of the top taping unit is DOWN: the feeding of boxes is performed manually by an operator.

On the SM481 version the rest position of the top taping unit is UP: thanks to some particular devices the feeding of boxes is performed automatically.






## Key Features

- Automatic adjustment on different box sizes
- Side lower drive belts (2 x 75 mm width each)
- Drive belts speed 20 m/min.
- 2 x Motors kW 0,13 each
- 2 x K12R taping unit - 75 mm width
- Extruded aluminium telescopic legs with millimetric guide
- Locked stop emergency button
- On/Off magneto-thermic switch
- Adjustable descending height stopper of the top taping unit to increase speed rate
- Top head pneumatic pressure regulators
- Safety protections with switches to disconnect electric & pneumatic circuits if opened
- Adjustable working height 500 - 750 mm



> **Machine dimensions**  
Dimensioni macchina  
Machinemessungen  
Dimensions machine  
Dimensiones de máquina

Size / Weight packaging			LxWxH 
> <b>XL46 / 461</b>	220	295	125x125x140
> <b>SM48 / 481</b>	220	295	160x160x205

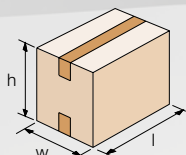
> **XL46 / XL 461**

	Min.	Max
L	1180	-
W	1120	-
H	1490	1750
cbh	445	705
AS 77	545	905
AS 80	645	1025

> **SM48 / SM481**

	Min.	Max
L	2280	-
W	1260	-
H	1740	1890
cbh	430	580
AS 77	530	680
AS 80	630	780

> **Box dimensions**  
Dimensioni delle scatole  
Kartonabmessungen  
Dimensions des boîtes  
Dimensiones de cajas



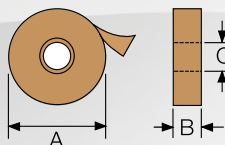
> **XL46 / XL 461**

	K12R std. / K11R on demand	
	Min.	Max
l	150	∞
w	140	650
h	100	650

> **SM48 / SM481**

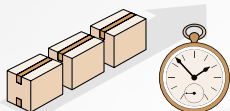
	K12R	
	Min.	Max
l	200	∞
w	200	800
h	120	800

> **Taping units**  
Unità nastranti  
Verschliesseinheiten  
Unités enrubanneuses  
Unidades de precinto



	K11R/ K12R
	mm
A	410 Max
B	50 / 75
C	76

> **Production capacity**  
Capacità di produzione  
Produktionskapazität  
Capacité de production  
Capacidad de producción

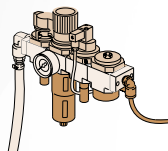


> <b>XL46 / XL 461</b>	Bph
Max pcs.*	600

> <b>SM48 / SM481</b>	Bph
Max pcs.*	600

\* Always based on shorter manageable box

> **Air consumption**  
Consumo aria  
Luftverbrauch  
Consommation d'air  
Consumo de aire

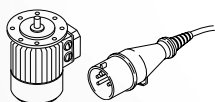


> <b>XL46 / XL 461</b>	NL.
Cycle	12

> <b>SM48 / SM481</b>	NL.
Cycle	14

from 5,5 bar to 7 bar

> **Standard voltage**  
Voltage standard  
Standardspannung  
Tension standard  
Voltage estándar



> **XL46 / XL 461**

<b>380/400V - 50Hz - 3F</b>	
<b>440V - 60Hz - 3F</b>	
Amps	1,08
Power kW	0,26
Phase	3Ph + N + PE

> **SM48 / SM481**

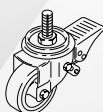
<b>380/400V - 50Hz - 3F</b>	
<b>440V - 60Hz - 3F</b>	
Amps	1,08
Power kW	0,26
Phase	3Ph + N + PE

> **Optionals**  
Accessori  
Zubehör  
Accessories  
Accesorios

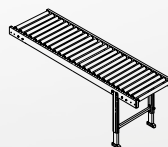
> **AS50**  
Higher legs  
Set gambe più alte  
Höhere Stützen  
Pieds plus hauts  
Patas más altas



> **AS77**  
Casters  
Set ruote  
Rädchen  
Roulettes  
Ruedas



> **RG**  
Roller conveyor  
Piani a rulli  
Rollenbahnen  
Plans à rouleaux  
Rodillos libres



> **GTL - GTR**  
Extendable conveyor  
Rulliera estensibile  
Ausziehbare rollenbahnen  
Convoyeur extensible  
Rodillos extensibles

